



Wiggle Worm Bag Charm



Skill Level

Beginner – easy

Materials

Yarn: size 4 ~ 6.5yds/6m

Crochet Hook: G/6 (4.0 mm)

Yarn Needle

Scissors

Terminology

CH = chain

SL ST = slip stitch

ST = stitch

SC = single crochet

DC = double crochet

A Note from Ms. Thompson

Your Wiggle Worm Charm should be about 5 inches long and about 1.25 inches wide.

Focus on keeping your stitches neat and consistent.

I hope you have fun making this pattern.

Instructions

Chain (CH) 20

Slip Stitch (SL ST) into the 2nd CH from your hook *[insert your hook into stitch; yarn over and pull yarn through all loops on hook]*.

Place 4 Single Crochet (SC) into each of the stitches (STs) until you have one stitch remaining. (68 SCs).

In the last stitch, work 5 double crochet (DC), chain 20,
SL ST into the top loop of the 5th DC,
work 4 DC in the same stitch as the previous 5,
SL ST into the same ST (9 DCs).

Cut your yarn and pull it through the one loop left on hook.

Tie a tight square knot using the 2 ends. Weave them in and cut any excess.


Use yarn to sew eyes.




Wiggle Worm Bag Charm © 2025 by ReRe Thompson
you may keep or give away your creations – licensed for noncommercial use only




SLIP KNOT | Pinch the end of the yarn with your index finger and thumb; take 4 – 6” from the yarn ball side and place in the same hand, hold securely; pinch index finger and thumb of free hand and insert it into the loop from the bottom up and flip the loop over (tail end on bottom/yarn ball end on top); scoop from the bottom and pinch yarn ball end; pull yarn through loop on fingers. ([alternative method](#))



CHAIN (CH) | With slip knot on your hook, yarn over and pull yarn through the loop; repeat to make a chain of 20 stitches.



SINGLE CROCHET (SC) | Turn your chain to work in the back hump; insert your hook in the back hump; yarn over and pull through a loop (*you have 2 loops on your hook*); yarn over and pull yarn through both loops. Repeat 4 times in each hump.



DOUBLE CROCHET (DC) | Yarn over (2 loops on hook) and insert hook into next stitch; yarn over and pull through a loop (3 loops on hook); yarn over and pull yarn through 2 loops; yarn over and pull yarn through last two loops. Repeat according to pattern.

